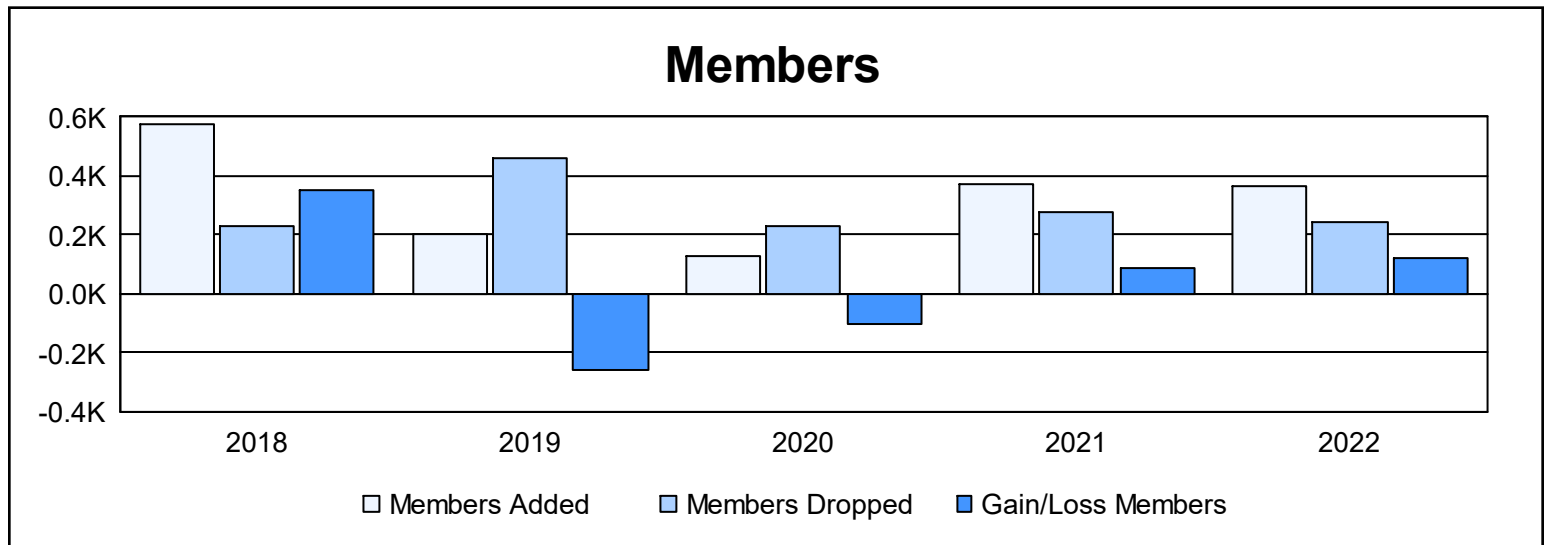
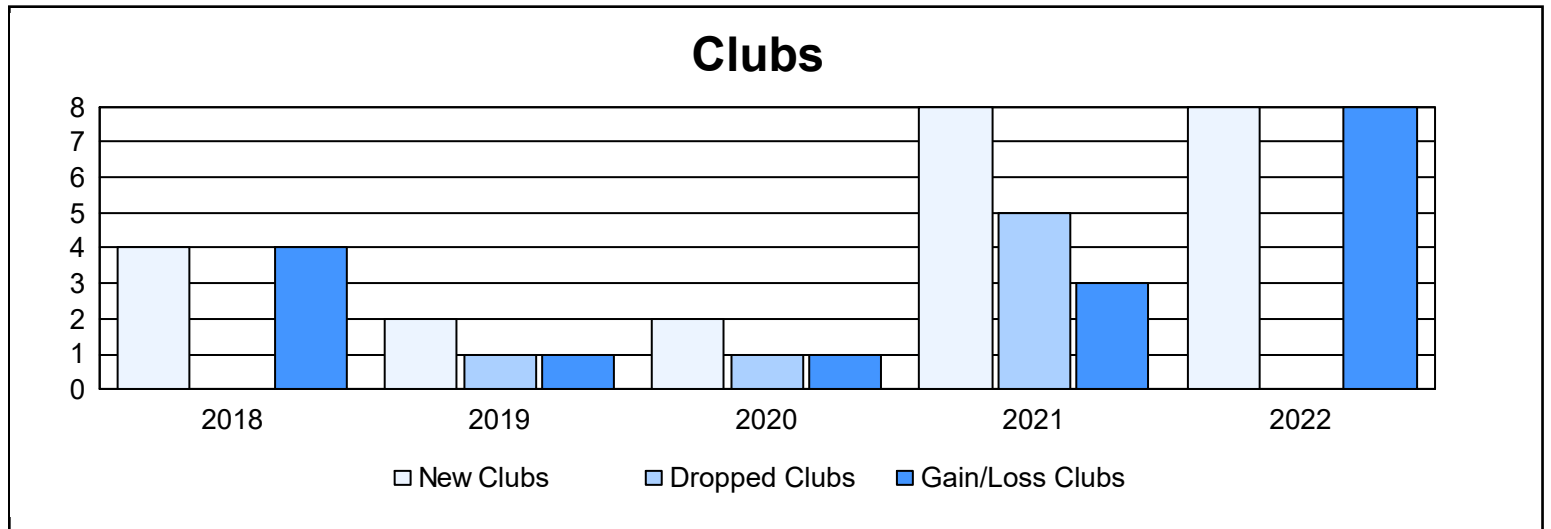
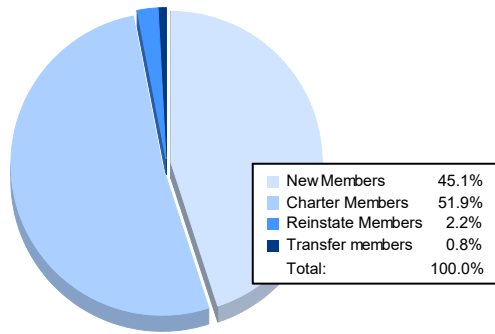


| Year           | New Clubs | Dropped Clubs | Gain/ Loss Clubs | New Members | Charter Members | Reinstate Members | Transfer Members | Total Member Added | Total Members Dropped | Gain/ Loss Members |
|----------------|-----------|---------------|------------------|-------------|-----------------|-------------------|------------------|--------------------|-----------------------|--------------------|
| 2017-2018      | 4         | 0             | 4                | 457         | 100             | 6                 | 16               | 579                | 230                   | 349                |
| 2018-2019      | 2         | 1             | 1                | 109         | 58              | 27                | 6                | 200                | 462                   | -262               |
| 2019-2020      | 2         | 1             | 1                | 54          | 51              | 13                | 9                | 127                | 228                   | -101               |
| 2020-2021      | 8         | 5             | 3                | 149         | 200             | 7                 | 13               | 369                | 280                   | 89                 |
| 2021-2022      | 8         | 0             | 8                | 164         | 189             | 8                 | 3                | 364                | 243                   | 121                |
| <b>Average</b> | <b>5</b>  | <b>1</b>      | <b>3</b>         | <b>187</b>  | <b>120</b>      | <b>12</b>         | <b>9</b>         | <b>328</b>         | <b>289</b>            | <b>39</b>          |



### Membership Composition June 2022 Cumulative



### Gender Composition June 2022 Cumulative

